










# Model N360

## Gas Filter Correlation CO<sub>2</sub> Analyzer



- ▶ Single or dual range capability
- ▶ Customizable alerts and continuous self-checking
- ▶ Wide operating temperature range
- ▶ Internal DC-powered vacuum pump
- ▶ 5-year warranty on Gas Filter Correlation (GFC) wheel
- ▶ Integrated Oxygen (O<sub>2</sub>) sensor (optional)

### N Series Platform Features

-  Color Touch-Screen Graphics Display
-  Two Front Panel USB Ports
-  Modular Internal Hardware Design
-  All DC-powered Internal Components
-  Large Internal Data Storage
-  Serial and TCP/IP Ethernet Included
-  Digital and Analog Expansion Options
-  Indicator Illuminated Soft Power Switch
-  Split Fold-Down Rear Panel

The Model N360 measures carbon dioxide (CO<sub>2</sub>) by comparing infrared energy absorbed by a sample to that absorbed by a reference according to the Beer-Lambert law.

The N360 uses Gas Filter Correlation (GFC) to overcome the interfering effects of various other gases (such as water vapor) that also absorb IR. The analyzer passes the IR beam through a spinning wheel made up of two separate chambers: one containing a high concentration of CO<sub>2</sub> known as the reference, and the other containing a neutral gas known as the measure. The concentration of CO<sub>2</sub> in the sample chamber is computed by taking the ratio of the instantaneous measure and reference values and then compensating the ratio for sample temperature and pressure. A nitrogen purge system is provided for the GFC wheel assembly to eliminate the effects of ambient CO<sub>2</sub>, if necessary.

Instrument functions and controls are managed through a series of integrated microprocessor-controlled modules utilizing a simple and reliable CAN Bus communications architecture. Each module is independently assembled and calibrated allowing easy and fast field replacement to maximize instrument uptime.

Intuitive operation and calibration of all N Series products is achieved through the NumaView™ Software interface. The graphical user interface (GUI) is customizable, giving the user fast and efficient access to instrument status, as well as measurement data and diagnostic parameters in either numeric or graphical form. NumaView™ Remote Software (included at no charge) provides the same virtual interface and complete instrument control, as well as access to the instrument's large internal data storage buffer from a remote PC or tablet.



# N360 Specifications

|                          |   |
|--------------------------|---|
| ● Measurement Units      | ppb, ppm, $\mu\text{g}/\text{m}^3$ , $\text{mg}/\text{m}^3$ (selectable)  |
| ● Response Time          | < 70 seconds to 95%   |
| ● Ranges                 | Min: 0 - 2 ppm full scale<br>Max: 0 - 2,000 ppm full scale (selectable, dual-range supported)   |
| ● Sample Flow Rate       | 800 cc/min $\pm$ 10%  |
| ● Zero Noise             | < 0.1 ppm (RMS)   |
| ● Span Noise             | < 1% of reading (RMS)   |
| ● Lower Detectable Limit | < 0.2 ppm   |
| ● Precision              | 0.5% of reading   |
| ● Linearity              | 1% of full scale  |
| ● Zero Drift             | < 0.25 ppm/24 hours   |
| ● Span Drift             | < 0.5% of reading/24 hours  |
| ● Included I/O           | 1 x Ethernet (TCP/IP)<br>1 x RS232<br>2 x front panel USB device ports  |
| ● Optional I/O           | Universal Analog Output Board includes (all user-definable):<br>4 x Isolated Voltage Outputs (5V, 10V; user-selectable)<br>3 x Individually Isolated Current Outputs (4-20mA)<br>Digital I/O Expansion Board includes:<br>3 x Isolated Digital Input Controls<br>5 x Isolated Digital Output Controls (user-definable)<br>3 x Form C Relay Alarm Outputs (user-definable) |
| ● Weight                 | 40 lbs (18.1 kg)  |
| ● Dimensions (HxWxD)     | 7" x 17" x 24.3" (178 x 432 x 617 mm)   |
| ● Operating Temperature  | 0 - 40°C  |
| ● Power                  | 100V-240V, 50/60 Hz, Typical consumption <150W  |

*Specifications subject to change without notice.  
All specifications are based on constant conditions.*

**All N Series instruments include a 2-year manufacturer's warranty as well as email and phone support for the lifetime of the instrument.**



35 Inverness Drive East, Englewood, CO 80112  
Phone 303-792-3300 ■ Fax 303-799-4853  
Email [gotml@teledyne.com](mailto:gotml@teledyne.com)

For more information about Teledyne Monitor Labs, visit our website at:

[www.teledyne-ml.com](http://www.teledyne-ml.com)

© 2022 Teledyne Monitor Labs  
Printed documents are uncontrolled.  
Rev-A 03.01.22

