



T Series Instruments with NumaView™ Software



- ▶▶ Two front-panel USB ports
- ▶▶ Capacitive touch screen, full color display
- ▶▶ Customizable user interface with predictive maintenance alerts
- ▶▶ One-touch, real-time graphing
- ▶▶ Multiple language support
- ▶▶ NumaView™ Remote Software included



A history of technological innovation has made Teledyne a world leader in air quality monitoring instrumentation.

Teledyne API is a worldwide market leader in the design and manufacture of precision analytical instruments used for air quality monitoring, continuous emissions monitoring, and specialty process monitoring applications. Our products include a complete line of Air Quality Monitoring (AQM) instruments, which comply with the United States Environmental Protection Administration (EPA) and International requirements for the measurement of criteria pollutants.

Since 1988 TAPI has combined state of the art technology, proven measuring principles, stringent quality assurance systems and world-beating after sales support to deliver the best products and customer satisfaction in the business.

For further information on our company and our complete range of products and the applications that they serve, please visit www.teledyne-api.com or contact sales@teledyne-api.com.



Customizable user interface, combined with an intelligent design to simplify operation and maintenance.



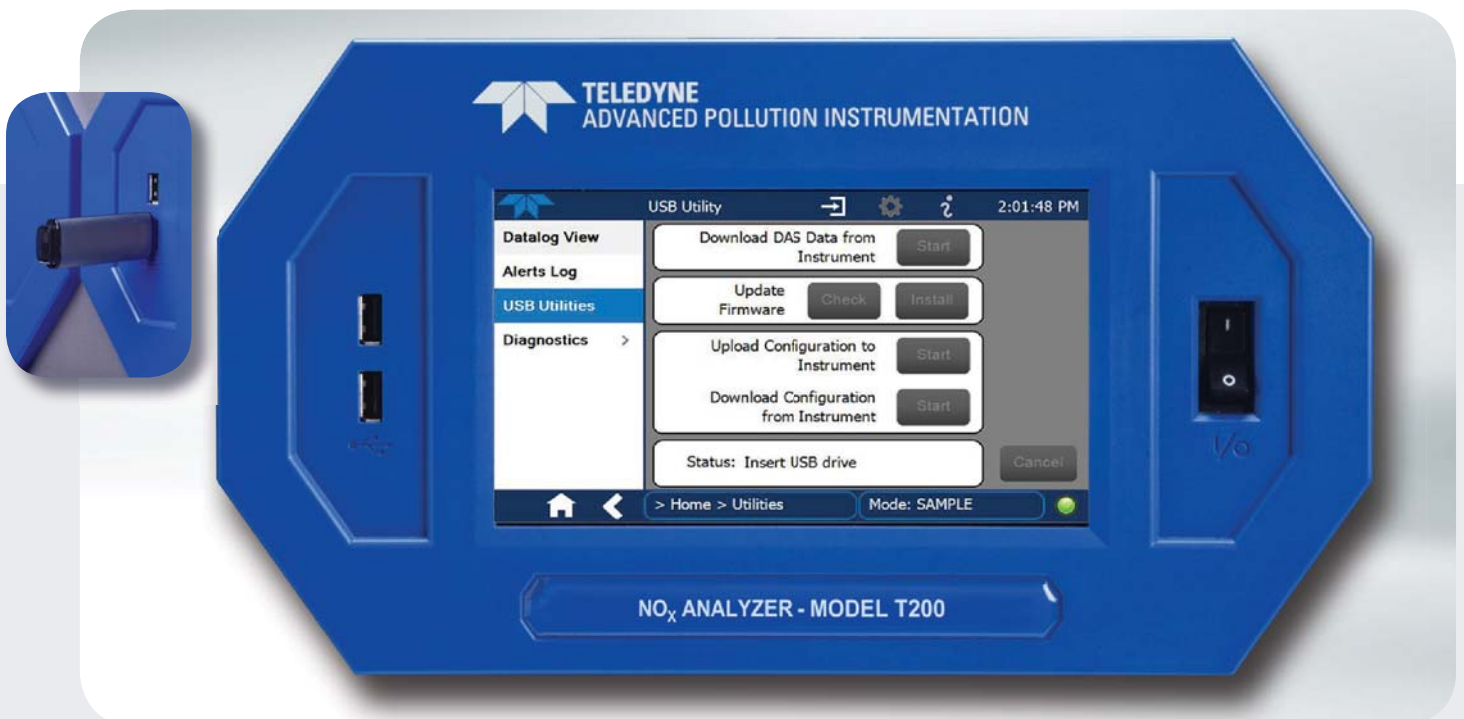
High Resolution Color Graphics Display - Bright, sharp, clear

Advanced Touch Screen Interface - Durable coated glass surface
- Scratch-resistant & cleanable


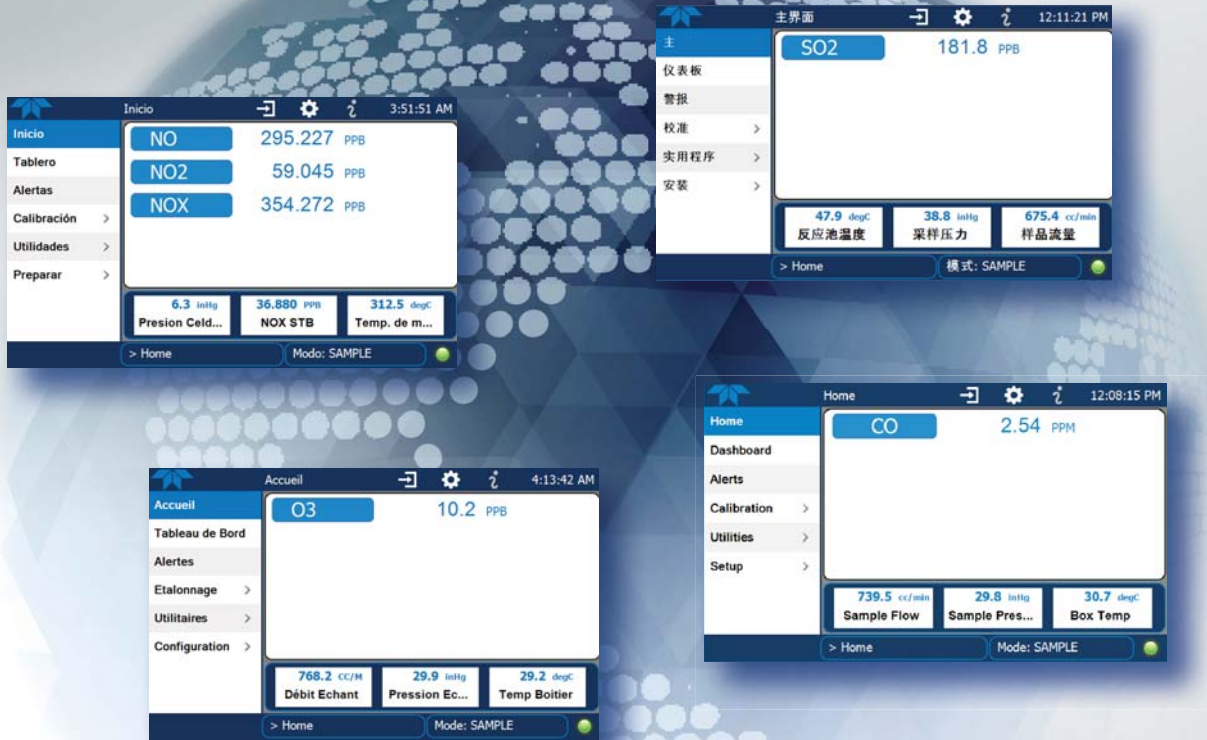
Fold-Down Front and Rear Panels

- Easy maintenance access
- Quick-change filter

Dual USB Functionality and Convenient Utilities Screen



Software and hardware designed to meet global needs.



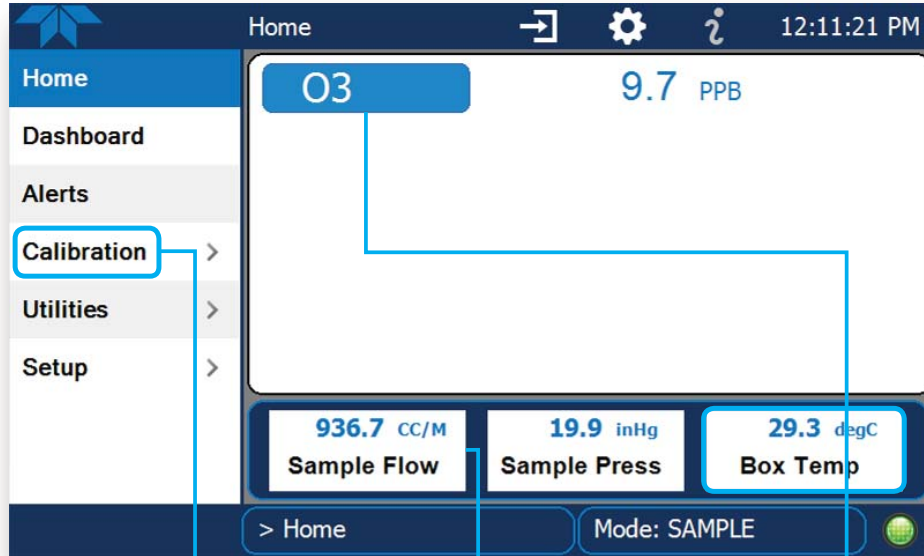
Consult the instrument specifications sheet regarding communications features available by instrument. Consult the factory regarding available language libraries.

Remote operation, diagnostics,
and data download using NumaView™ Remote Software*

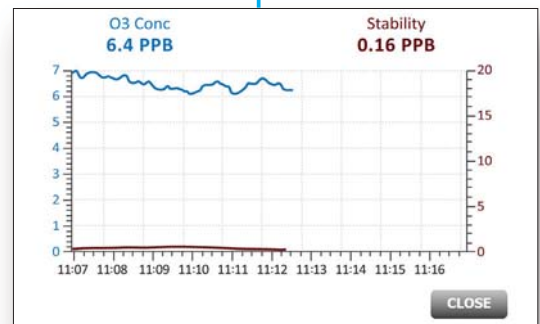


* Example of NumaView™ Remote Software used on
a Windows based tablet.

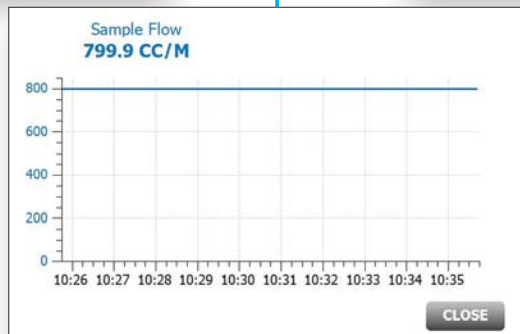
Efficient navigation, full touch screen, and graphing tools deliver results instantly.



Graphs of zero, span and multi-point calibrations



Plot of gas concentration and stability



Real-time graphing of test functions